

Rent-a-Clearstream Recycler



If you are hosting an event and you would like to rent some recycling containers, contact Clean & Green at (850) 438-1178. The Recycling Program has Clearstream Recycling containers that are available to rent for events in The Greater Pensacola Area. There is a rental fee for these Clearstream Recyclers and a fee for the plastic bags:

- \$1.00 rental fee per Clearstream Recycler
 - \$0.25 fee per plastic bag

The Clearstream Recyclers are easy to assemble and the lightweight frame folds up easily for transportation. Holes in the lid limit contamination of recyclables with trash. Clear bags allow people to see what material should be placed inside.

More information about borrowing the Clearstream Recyclers:

- Clearstream Recycling containers are available on a first-come first-served basis, so the sooner you reserve the containers, the better your chances of having Clearstream Recyclers at your event.
- The Clearstream Recyclers must be returned clean and without bags attached.
- The Clearstream Recyclers may be picked up no earlier than two days before the event and must be returned no later than two days after the event.

Make recycling successful and reduce waste at your event by following these tips:

- Follow the “no can left alone” policy:
- Place a recycling container next to every garbage can.
- Never leave a recycling container on its own without a trash bin nearby—it will become contaminated with trash.
- This makes recycling easy and obvious for everyone. If people have to search to find a recycling bin, they are more likely to throw their recyclables in the trash.
- Use or encourage people to bring their own reusable cups, plates and utensils instead of paper, plastic or expanded polystyrene.
- If reusable plates, cups and utensils are not possible, choose recyclable ones instead.
- Place trash cans and recycling containers near where food or drinks are being served.
- Collect and compost extra food wastes.
- Clearly label trash, recycling and composting collection containers.

**For more information about the Clearstream Recycler Rentals
Contact Clean & Green (850) 438-1178 or receptionist@cleanandgreen.org**

If you wish to rent our Clearstream Recyclers for your event, please follow the simple steps below:

Step 1: Reserve the Clearstream Recyclers and arrange for a pick-up time

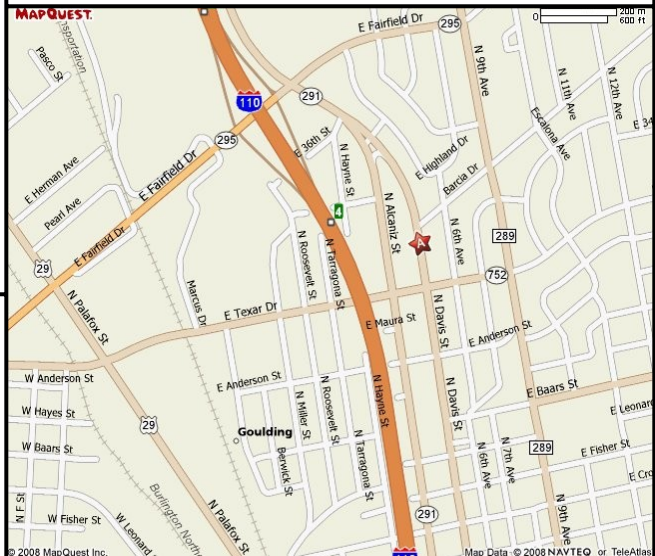
Contact the Recycling Program at (850) 438-1178 or receptionist@cleanandgreen.org to reserve your Clearstreams. Let the Recycling Program staff know the details of the event—when and where the event is, how many Clearstream Recyclers you need (staff can help you figure this out if you're not sure). Be sure to schedule a pick-up time for your Clearstreams. Clearstream Recyclers may be picked up no earlier than two days before the event. Clearstream Recyclers are available for pick-up at Clean & Green between the hours of 9:00 a.m. to 3:00 p.m. *You must call ahead to make an appointment. If you show up without an appointment, your Clearstreams may not be available.*

Step 2: Fill out the required paperwork

Fill out a Clearstream Rental Form and fax to (850) 438-7240. Please bring a copy with you when you pick up your Clearstreams.

Step 3: Pick up your Clearstreams and arrange for a drop-off time

Arrive at Clean & Green during your scheduled time to pick up the Clearstreams. Clean & Green is located at 3303 N Davis Hwy, South of Fairfield Dr, North of Texar Dr across from Reeds Funeral Home. Map Below.

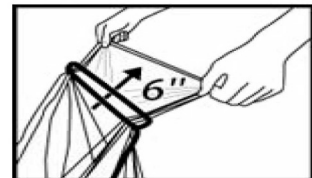


Step 4: Setting up recycling at your event

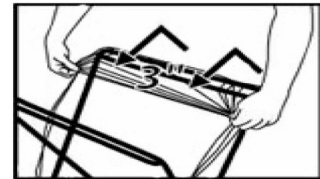
The Clearstream Recyclers are easy to assemble. The frame folds open, the plastic bag is hung on the frame and the domed lid snaps quickly onto the frame.

Clearstream Recyclers can be set up in four easy steps:

1. Pull the plastic bag through the loop 6".



2. Pull the plastic bag over the loop 3".



3. Pull sides of the plastic bag down & in.



4. Snap the lid into place on the frame.

Step 5: Return your Clearstreams and Filled Recycle Bags

After your event, return the event recyclers and full bags of recyclables to Clean & Green during your scheduled drop-off time. Clearstream Recyclers must be returned no later than two days after the event.

CLEARSTREAM RECYCLER RENTAL FORM

Name of Individual or Organization _____

Name of Event: _____

Event Location: _____

Event Date: _____ Event Hours: _____

Event will host: _____ (#) of people per day

Address: _____

Phone # _____ Fax # _____

Email: _____

Request for: _____ (#) Clearstream Recycler _____ (#) Clearstream Bags

CLEARSTREAM RECYCLERS MUST BE PICKED UP NO EARLIER THAN 2 DAYS BEFORE THE EVENT AND MUST BE RETURNED NO LATER THAN 2 DAYS AFTER THE EVENT

Clearstreams will be picked up at Clean & Green at _____ am/pm on ____/____/____

Clearstreams will be returned to Clean & Green at _____ am/pm on ____/____/____

OF BAGS RECYCLED AT THIS EVENT

_____ (#) of recycled bags at the event

_____ % Glass _____ % Aluminum _____ % Plastic

THIS SECTION TO BE COMPLETED BY CLEAN & GREEN STAFF

Clearstreams: _____ x \$1.00 each = _____

Clearstream Bags: _____ x &0.25 each = _____

Total: _____ Paid: _____ cash _____ check _____ money order

Receipt # _____

of Clearsteams rented: _____ # of Clearstreams returned: _____

Date picked up: _____ Date returned: _____